reventon

INDUSTRIAL SOLUTIONS

CATALOG 2017

reventon
INDUSTRIAL SOLUTIONS

Reventon Group [Ltd.]
3B Montażowa Street, 43-300 Bielsko-Biała, Poland
VAT ID 937-267-50-06
export@reventongroup.eu
www.reventongroup.eu
tel. +48 733 82 00 00
tel. +48 33 482 77 35

TABLE OF CONTENTS

ABOUT US 2

AIR WATER HEATERS IN EPP CASING HC SERIES 4

AIR WATER HEATERS FARMER IN EPP CASING 8

AIR WATER HEATERS IN STEEL CASING S SERIES 12

AIR WATER HEATERS FARMER MC IN STEEL CASING 13

AIR WATER HEATERS IN EPP CASING HC SERIES 400V 14

WATER HEATED AIR CURTAINS 16

ELECTRIC HEATED AIR CURTAINS 17

FANS FR SERIES 18

ACCESSORIES 20

PRODUCTION 23

ON CLIENT'S SIDE 24

reventon

As a leading producer of air water heaters in Europe, Reventon Group is a guarantee of the highest quality, low prices and professional services. Over 30 worldwide markets have already trusted us. **Be one of them, join now!**

MARKETS WE ARE IN

Reventon Group produces high quality heating and ventilation units. Supplies reliable products such as air water heaters, electric and water heated air curtains and industrial fans.

EXTREME ENGINEERING

We used the latest technologies in production of Reventon air water heaters. The casing is made of durable and ecological material called EPP which is expanded polypropylene. The efficient coil was made of cooper and aluminum to bring the powerful and reliable heating to Your environment. Energy saving three-stage fans with the protection degree of IP 54, and one-stage fans IP 65, one- or three-phase fully comply with European standards of ErP 2015.

QUALITY ASSURANCE

At Reventon we care for the end users. We want you to have the best experience possible with our products and that's why we care so much for the quality. We give the greatest attention to details while keeping in mind the bigger picture for wide variety of customers.

WARRANTY

You get a warranty for worry-free use and installations. From now on, you can have the peace of the yoga master! Whether you work on installation side, buying for yourself or running a distribution center, the Reventon is always the right choice. 2 years warranty for all products.

DESIGN

It takes genius to turn something complex into something simple. Well, this time we needed more then 20 000 cups of coffee and a team full of passion to bring this beautiful design to life. Reventon heaters combine simplicity and power, they fit nicely into each space and represent the most outstanding water heaters on the globe!

AIR WATER HEATERS IN EPP CASING HC SERIES

Air water heaters must be connected to central heating system. Application of modern technologies in Reventon Group devices guarantees high effectiveness and comfort of the consumption. Original colors of the devices match to every interior. The device is made very precisely and will work smoothly for many years.



DESCRIPTION

Casing: made of expanded polypropylene EPP, resistant, light and reliable. The material can carry considerable loads without deforming. It does not degrade under the influence of a lubricant, oil, crude oil and most of chemicals. It has an excellent sound insulation property, that is why it is used as casings, material is environmentally friendly and "green", i.e. 100% recyclable. Aesthetic design gives new nature to the device.

Efficient copper and aluminum coil is a guarantee of warm and comfort. We offer 1-, 2- and 3-row coils with the power range 8-70 kW.

Energy saving 3-stage fans with the protection degree of IP 54 fully comply with European standards of ErP 2015.

ADVANTAGES

- EPP casing
- 3-stage fans
- Modern design
- Endurance
- High-performance
- Wide range of power
- Energy saving fan
- Fast attainment of thermal comfort
- Quiet and reliable work
- Additional equipment
- 24-months warranty
- Easy assembly

OUR OTHER PRODUCTS

STANDARD

manual setting of air stators allows to achieve the required air flow.

DIFFUSER 360°

cover plate for air water heaters enables the airflow in all different directions in the room.

CONFUSOR

cover plate for air water heaters enables the airflow in point direction in the room. Recommended for ceiling mounting.

DESTRATIFICATION FAN

used to level the temperature under the ceiling and in work zone. Recommended for ceiling mounting.

TECHNICAL DATA

	UNIT OF MEASURE	HC20-3S			HC30-3S			HC35-3S			HC45-3S			HC50-3S			HC70-3S		
CODE		WHHC20-3S-1759			WHHC30-3S-1760			WHHC35-S3-1761			WHHC45-3S-1762			WHHC50-3S-1763			WHHC70-3S-1764		
NOMINAL HEATING CAPACITY WATER 90/70°C AND INLET AIR TEMPERATURE 0°C	kW	22,4			26,4			33,9			43,3			46,7			68,5		
HEATING POWER RANGE	kW	8,41-22,4			9,98-26,4			13,1-33,9			20,9-43,3			20,6-46,7			31,7-68,5		
MAXIMUM AIRFLOW	m^3/h	3600			3300			3400			3100			4600			4500		
MAXIMUM RANGE OF STREAM	m	23			21			22			20			26			26		
NUMBER OF ROWS	pcs	1			1			2			2			2			3		
CAPACITY OF WATER	dm^3	0,65			0,8			1,35			1,7			1,95			2,85		
AIR TEMPERATURE RISE	°C	17,6			27,3			28,2			43,2			29			46,5		
MAXIMUM TEMPERATURE OF HEATING AGENT	°C	120																	
MAXIMUM OPERATING PRESSURE	MPa	1,6																	
RATED CURRENT	A	0,84			0,84			0,84			0,84			1,08			1,08		
VOLTAGE	V~Hz	230/50																	
MOTOR POWER	W 3 -stage / 2-stage / 1-stage	190	150	120	190	150	120	190	150	120	190	150	120	240	190	160	240	190	160
MOTOR SPEED	rev./min. 3-stage / 2-stage / 1-stage	1400	1050	750	1400	1050	750	1400	1050	750	1400	1050	750	1360	1050	750	1360	1050	750
MOTOR IP		54																	
CONNECTION DIAMETER	cal	3/4																	
WEIGHT	kg	11,5			12			12,5			14			17,5			19,5		
NOISE	dB 3-stage / 2-stage / 1-stage	54	48	42	54	48	42	54	48	42	54	48	42	57	52	44	57	52	44

HEATING TECHNICAL DATA

	HC20-3S- 3-stage 3600 m³/h					HC20-3S- 3-stage 3600 m³/h					HC20-3S- 3-stage 3600 m³/h					HC20-3S- 3-stage 3600 m³/h				
Inlet and outlet water temperature [°C]	90/70°C					80/60°C					70/50°C					50/30°C				
Inlet air temperature [°C]	0	5	10	15	20	0	5	10	15	20	0	5	10	15	20	0	5	10	15	20
Heating capacity [kW]	22,4	20,9	19,1	17,4	15,6	19,1	17,4	15,6	13,9	12,2	15,6	13,8	12,1	10,5	8,85	8,41	6,79	5,24	3,73	2,29
Outlet air temperature [°C]	17,6	21,5	25,3	29,2	33	14,8	18,7	22,5	26,3	30,1	12	15,9	19,7	23,5	27,3	6,5	10,3	14,2	18	21,9
Water flow [m³/h]	1	0,92	0,84	0,77	15,6	0,84	0,76	0,69	0,61	0,54	0,68	0,61	0,53	0,46	0,39	0,37	0,29	0,23	0,16	0,1
Pressure drop in the heat exchanger [kPa]	6	5	5	4	3	5	4	3	3	2	3	3	2	2	1	1	1	0	0	0

HC30-3S- 3-stage 3300 m³/h

Inlet and outlet water temperature [°C]	90/70°C					80/60°C					70/50°C					50/30°C				
Inlet air temperature [°C]	0	5	10	15	20	0	5	10	15	20	0	5	10	15	20	0	5	10	15	20
Heating capacity [kW]	26,4	25	22,9	20,8	18,7	22,9	20,8	18,7	16,6	14,6	18,6	16,5	14,5	12,5	10,5	9,98	8,05	6,17	4,36	2,65
Outlet air temperature [°C]	23	26,5	30	33,5	36,9	19,3	22,8	26,3	29,8	33,2	15,7	19,2	22,7	26,1	29,5	8,4	11,9	15,4	18,9	22,4
Water flow [m³/h]	1,2	1,1	1,01	0,92	0,82	1,01	0,91	0,82	0,73	0,64	0,81	0,72	0,63	0,55	0,46	0,43	0,35	0,27	0,19	0,11
Pressure drop in the heat exchanger [kPa]	7	8	6	5	4	6	5	4	5	4	5	5	4	3	5	4	3	2	5	2

HC35-3S- 3-stage 3400 m³/h

Inlet and outlet water temperature [°C]	90/70°C					80/60°C					70/50°C					50/30°C				
Inlet air temperature [°C]	0	5	10	15	20	0	5	10	15	20	0	5	10	15	20	0	5	10	15	20
Heating capacity [kW]	33,9	31,7	29	26,4	23,8	29,1	26,5	23,8	21,2	18,7	23,8	21,2	18,6	16,1	13,7	13,1	10,6	8,28	5,97	3,74
Outlet air temperature [°C]	28,2	31,4	34,6	37,8	40,9	23,8	27,0	30,2	33,3	36,4	19,5	22,6	25,8	28,9	32,0	10,7	13,9	17,0	20,2	23,3
Water flow [m³/h]	1,52	1,4	1,28	1,16	1,05	1,28	1,16	1,05	0,93	0,82	1,04	0,93	0,82	0,71	0,6	0,57	0,46	0,36	0,26	0,16
Pressure drop in the heat exchanger [kPa]	5	4	4	3	4	4	3	4	3	2	4	3	2	3	2	2	4	2	1	4

HC45-3S- 3-stage 3100 m³/h

Inlet and outlet water temperature [°C]	90/70°C					80/60°C					70/50°C					50/30°C				
Inlet air temperature [°C]	0	5	10	15	20	0	5	10	15	20	0	5	10	15	20	0	5	10	15	20
Heating capacity [kW]	43,3	44,5	40,9	37,3	33,9	41,4	37,8	34,3	30,8	27,4	34,7	31,1	27,6	24,3	20,9	20,9	17,5	14,2	10,9	7,61
Outlet air temperature [°C]	43,2	45,6	48	50,3	52,6	37,2	39,5	41,9	44,2	46,4	31,1	33,4	35,7	38,0	40,2	18,8	21,0	23,2	25,3	27,3
Water flow [m³/h]	2,12	1,96	1,8	1,64	1,49	1,82	1,66	1,51	1,35	1,2	1,52	1,36	1,21	1,06	0,92	0,91	0,76	0,62	0,47	0,33
Pressure drop in the heat exchanger [kPa]	27	24	20	17	16	21	18	17	14	11	17	14	12	10	8	8	8	5	3	3

HC50-3S- 3-stage 4600 m³/h

Inlet and outlet water temperature [°C]	90/70°C					80/60°C					70/50°C					50/30°C				
Inlet air temperature [°C]	0	5	10	15	20	0	5	10	15	20	0	5	10	15	20	0	5	10	15	20
Heating capacity [kW]	46,7	44,3	40,7	37,1	33,7	41,1	37,5	34,0	30,6	27,2	34,3	30,8	27,4	24,0	20,7	20,6	17,2	13,9	10,7	7,41
Outlet air temperature [°C]	29	32,3	35,5	38,7	41,9	24,9	28,1	31,3	34,5	37,7	20,8	24,0	27,2	30,3	33,4	12,5	15,6	18,7	21,8	24,8
Water flow [m³/h]	2,11	1,95	1,79	1,64	1,49	1,81	1,65	1,5	1,34	1,2	1,5	1,35	1,2	1,05	0,9	0,89	0,75	0,6	0,46	0,32
Pressure drop in the heat exchanger [kPa]	11	10	8	7	8	9	7	8	6	5	8	7	5	6	4	4	5	3	5	2

HC70-3S- 3-stage 4500 m³/h

Inlet and outlet water temperature [°C]	90/70°C					80/60°C					70/50°C					50/30°C				
Inlet air temperature [°C]	0	5	10	15	20	0	5	10	15	20	0	5	10	15	20	0	5	10	15	20
Heating capacity [kW]	68,5	67,2	61,7	56,3	51,1	62,6	57,1	51,8	46,6	41,4	52,4	47,0	41,8	36,7	31,7	31,7	26,6	21,5	16,6	11,6
Outlet air temperature [°C]	44,9	47,3	49,5	51,7	53,9	38,7	41,0	43,2	45,4	47,5	32,4	34,6	36,8	38,9	41,0	19,6	21,7	23,8	25,8	27,7
Water flow [m³/h]	3,2	2,96	2,72	2,48	2,25	2,75	2,51	2,27	2,05	1,82	2,29	2,06	1,83	1,6	1,39	1,38	1,15	0,94	0,72	0,5
Pressure drop in the heat exchanger [kPa]	11	10	8	8	7	9	9	7	6	5	8	6	5	4	5	5	3	3	4	2

Detailed technical documentation you can find on our website
www.reventongroup.eu

AIR WATER HEATERS IN EPP CASING FARMER

Heating and ventilation Reventon Farmer units are used to heat large-size spaces. Devices are suitable to work in aggressive environments with high dustiness, humidity and concentration of ammonia in the air. Thanks to the modern LCE coating method, the air water heater Farmer has an antibacterial layer.



DESCRIPTION

Application: production halls for food industry, pigsties, rooms with high dustiness, humidity and ammonia in the air.

Casing: made of expanded polypropylene EPP, resistant, light and reliable. The material can carry considerable loads without deforming. It does not degrade under the influence of a lubricant, oil, crude oil and most of chemicals. It has an excellent sound insulation property, that is why it is used as casings, material is environmentally friendly and "green", i.e. 100% recyclable. Aesthetic design gives new nature to the device.

3-stage fans with the IP 54 degree and 1 stage fans with the IP 65 fully comply with European standards of ErP 2015.

Protective layer of LCE coating assures work in aggressive environments, the end with moulds, fungi and bacteria in the coils.

ADVANTAGES

- LCE coating
- EPP casing
- 3-stage fan with the protection degree IP 54
- 1-stage fan with the protection degree IP 65
- Power range 20-53 kW
- Modern design
- Endurance
- High efficiency
- Easy assembly
- 24-months warranty

OUR OTHER PRODUCTS

STANDARD

manual setting of air stators allows to achieve the required air flow.

DIFFUSER 360°

cover plate for air water heaters enables the airflow in all different directions in the room.

CONFUSOR

cover plate for air water heaters enables the airflow in point direction in the room. Recommended for ceiling mounting.

DESTRATIFICATION FAN

used to level the temperature under the ceiling and in work zone. Recommended for ceiling mounting.

TECHNICAL DATA

	UNIT OF MEASURE	FARMER HCF IP54-3S	FARMER HCF IP65
NOMINAL HEATING CAPACITY WATER 90/70°C AND INLET AIR TEMPERATURE 0°C	kW	47	53
HEATING POWER RANGE	kW	20,6-46,7	24-53
MAXIMUM AIRFLOW	m³/h	4600	5500
MAXIMUM RANGE OF STREAM	m	25	25
NUMBER OF ROWS	pcs.	2	2
MASS OF DEVICE WITH WATER | W/O WATER	kg	19,5/17,5	21,5/19,5
CAPACITY OF WATER	dm³	1,95	2,0
AIR TEMPERATURE RISE	°C	29	28,1
MAXIMUM TEMPERATURE OF HEATING AGENT	°C	120	
MAXIMUM OPERATING PRESSURE	MPa	1,6	
RATED CURRENT	A	1,08	2
VOLTAGE	V~Hz	230~50	
MOTOR POWER	W	III stage 240 II stage 190 I stage 160	471
MOTOR SPEED	rev./min	III stage 1360 II stage 1050 I stage 750	1380
MOTOR IP		54	65
CONNECTION DIAMETER	cal	3/4	
NOISE	dB	III stage 68 II stage 62 I stage 59	65

HEATING TECHNICAL DATA

	HCF IP 65 5 stage 5500 m³/h					HCF IP 65 5 stage 5500 m³/h					HCF IP 65 5 stage 5500 m³/h					HCF IP 65 5 stage 5500 m³/h				
Inlet and outlet water temperature [°C]	90/70°C					80/60°C					70/50°C					50/30°C				
Inlet air temperature [°C]	0	5	10	15	20	0	5	10	15	20	0	5	10	15	20	0	5	10	15	20
Heating capacity [kW]	52,8	48,8	44,9	41,0	37,2	45,3	41,3	37,5	33,7	30,0	37,8	33,9	30,1	26,4	22,7	22,6	18,9	15,2	11,7	8,08
Outlet air temperature [°C]	26,7	30,1	33,5	36,9	40,2	22,9	26,3	29,7	33,0	36,3	19,1	22,5	25,8	29,1	32,3	11,4	14,7	18,0	21,2	24,4
Water flow [m³/h]	2,33	2,15	1,98	1,8	1,64	1,99	1,82	1,65	1,48	1,32	1,65	1,48	1,32	1,15	0,99	0,98	0,82	0,66	0,51	0,35
Pressure drop in the heat exchanger [kPa]	18	15	13	11	9	13	11	9	8	6	10	8	6	5	4	4	3	2	1	1

	HCF IP 54-3S 3 stage 4600 m³/h					HCF IP 54-3S 3 stage 4600 m³/h					HCF IP 54-3S 3 stage 4600 m³/h					HCF IP 54-3S 3 stage 4600 m³/h				
Inlet and outlet water temperature [°C]	90/70°C					80/60°C					70/50°C					50/30°C				
Inlet air temperature [°C]	0	5	10	15	20	0	5	10	15	20	0	5	10	15	20	0	5	10	15	20
Heating capacity [kW]	46,7	44,3	40,7	37,1	33,7	41,1	37,5	34,0	30,6	27,2	34,3	30,8	27,4	24,0	20,7	20,6	17,2	13,9	10,7	7,41
Outlet air temperature [°C]	29	32,3	35,5	38,7	41,9	24,9	28,1	31,3	34,5	37,7	20,8	24	27,2	30,3	33,4	12,5	15,6	18,7	21,8	24,8
Water flow [m³/h]	2,11	1,95	1,79	1,64	1,49	1,381	1,65	1,5	1,34	1,2	1,5	1,35	1,2	1,05	0,9	0,89	0,75	0,6	0,46	0,32
Pressure drop in the heat exchanger [kPa]	11	10	8	7	8	9	7	8	6	5	8	7	5	6	4	4	5	3	5	2

Detailed technical documentation you can find on our website
www.reventongroup.eu

AIR WATER HEATERS

IN STEEL CASING S SERIES

- Casing made of galvanized steel casing, powder painted
- 3 row heating coils
- Possibility to adjust manually the air stators
- Possibility to set the temperature
- 1-stage fan with the protection degree IP 54 fully comply with European standards of ErP 2015

	UNIT OF MEASURE	S1	S2	S3	S4	FARMER 47kW
NOMINAL HEATING CAPACITY WATER 90/70°C AND INLET AIR TEMPERATURE 0°C	kW	16,7	29,4	52,1	59,3	46,8
HEATING POWER RANGE	kW	7-17	13-29	23-52	26-59	20-47
MAXIMUM AIRFLOW	m^3/h	1743	2973	2973	4400	4400
MAXIMUM RANGE OF STREAM	m	12	18	18	25	25
NUMBER OF ROWS	pcs.	1	2	3	2	2
MASS OF DEVICE WITH WATER | W/O WATER	kg	15,5/15	22,3/21	24,9/23	29/27	29/27
CAPACITY OF WATER	dm^3	0,5	1,3	1,9	2,0	2,0
AIR TEMPERATURE RISE	°C	26,7	27,5	48,7	37,5	29,6
MAXIMUM TEMPERATURE OF HEATING AGENT	°C			110		
MAXIMUM OPERATING PRESSURE	MPa			1,6		
RATED CURRENT	A	0,42	0,66	0,66	0,82	0,82
VOLTAGE	V/Hz			230/50		
MOTOR POWER	W	80	150	150	180	180
MOTOR SPEED	rev./min	1380	1400	1400	1380	1380
MOTOR IP				54		
CONNECTION DIAMETER	cal			3/4		

AIR WATER HEATERS

IN STEEL CASING FARMER MC

- Casing made of galvanized steel casing, powder painted, covered with LCE coating which is resistant for acid, salt and ammonia
- 2-row heating coils
- Possibility to adjust manually the air stators
- Possibility to set the temperature
- 1-stage fan with the protection degree IP 54 fully comply with European standards of ErP 2015

	UNIT OF MEASURE	FARMER 47kW	S1	S2	S3	S4
NOMINAL HEATING CAPACITY WATER 90/70°C AND INLET AIR TEMPERATURE 0°C	kW	46,8	16,7	29,4	52,1	59,3
HEATING POWER RANGE	kW	20-47	7-17	13-29	23-52	26-59
MAXIMUM AIRFLOW	m^3/h	4400	1743	2973	2973	4400
MAXIMUM RANGE OF STREAM	m	10-25	10-12	10-18	10-18	10-25
NUMBER OF ROWS	pcs.	2	1	2	3	2
MASS OF DEVICE WITH WATER | W/O WATER	kg	29/27	15,5/15	22,3/21	24,9/23	29/27
CAPACITY OF WATER	dm^3	2,0	0,5	1,3	1,9	2,0
AIR TEMPERATURE RISE	°C	29,6	26,7	27,5	48,7	37,5
MAXIMUM TEMPERATURE OF HEATING AGENT	°C	110				
MAXIMUM OPERATING PRESSURE	MPa	1,6				
RATED CURRENT	A	0,82	0,42	0,66	0,66	0,82
VOLTAGE	V/Hz	230/50				
MOTOR POWER	W	180	80	150	150	180
MOTOR SPEED	rev./min	1380	1380	1400	1400	1380
MOTOR IP		54				
CONNECTION DIAMETER	cal	3/4				

AIR WATER HEATERS

IN EPP CASING HC SERIES 400 V

Casing: made of expanded polypropylene EPP, resistant, light and reliable. The material can carry considerable loads without deforming. It does not degrade under the influence of a lubricant, oil, crude oil and most of chemicals. It has an excellent sound insulation property, that is why it is used as casings, material is environmentally friendly and "green", i.e. 100% recyclable. Aesthetic design gives new nature to the device.
1-stage, three-phase fans with the protection degree IP 54 fully comply with European standards of ErP 2015.
Used whenever is possible to connect to a three-phase installation.

- EPP casing
- 1-stage, three-phase fans
- Protection degree IP 54
- ErP 2015
- Power range 8-70kW
- Modern design
- 24-months warranty

	UNIT OF MEASURE	HC3P20	HC3P30	HC3P35	HC3P45	HC3P50	HC3P70
CODE		WHHC3P20-1514	WHHC3P30-1626	WHHC3P35-1515	WHHC3P45-1627	WHHC3P50-1516	WHHC3P70-1517
NOMINAL HEATING CAPACITY WATER 90/70°C AND INLET AIR TEMPERATURE 0°C	kW	22,4	26,4	33,9	43,3	46,7	68,5
HEATING POWER RANGE	kW	8-22,4	9,05-26,4	12,9-33,9	18,4-43,3	20,1-46,7	30-68,5
MAXIMUM AIRFLOW	m^3/h	3600	3300	3400	3100	4600	4500
MAXIMUM RANGE OF STREAM	m	25	25	25	22	25	25
NUMBER OF ROWS	pcs.	1	1	2	2	2	3
MASS OF DEVICE WITH WATER | W/O WATER	dm^3	0,65	0,8	1,35	1,7	1,95	2,85
CAPACITY OF WATER	°C	17,8	25,2	28,6	46,7	29,6	46,5
AIR TEMPERATURE RISE	°C			120			
MAXIMUM TEMPERATURE OF HEATING AGENT	MPa			1,6			
MAXIMUM OPERATING PRESSURE	A	0,47	0,47	0,47	0,47	0,6	0,6
RATED CURRENT	V~Hz			400~50			
VOLTAGE	W	180	180	180	180	250	250
MOTOR POWER	rev./min.	1380	1380	1380	1380	1350	1350
MOTOR SPEED				54			
MOTOR IP	cal			3/4			
CONNECTION DIAMETER	kg	11,5	12	12,5	14	17,5	19,5
NOISE	dB 3-stage / 2-stage / 1-stage	54 48 42	54 48 42	54 48 42	54 48 42	57 52 44	57 52 44

Detailed technical documentation you can find on our website
www.reventongroup.eu

AIR CURTAINS

Air curtains protect from hot and cold they can reduce penetration of insects, outside dust, unconditioned air into a conditioned space by forcing an air stream over the entire entrance to create a comfortable and fresh environment for you.

- Durable steel casing, powder painted
- Easy assembly
- Remote control, door switch and mounting panel included in each set
- 3-stage fan speed controller

AIR CURTAINS
ELECTRIC HEATED

	UNIT OF MEASURE		AERIS 100E-1P	AERIS 150E-1P	AERIS 200E-1P
CODE			AC100E-1P	AC150E-1P	AC200E-1P
DIMENSIONS	mm		1000 x 195 x 265	1500 x 195 x 265	2000 x 195 x 265
VOLTAGE	V/Hz			230~50	
MAXIMUM MOTOR POWER	W		180	230	350
HEATER POWER	kW	1-stage	2	3,3	4,6
	kW	2-stage	4	6,7	9,4
	kW	3-stage	6	10	14
MAXIMUM AIR SPEED	m/s			8,5	
NOSIE	dB	HI	57	59	61
	dB	LO	55	57	59
AIR VOLUME	m^3/h		1200	1900	2800
NET WEIGHT	kg		15,5	20,5	26

AIR CURTAINS
WATER HEATED

	UNIT OF MEASURE		AERIS 100WN-1P	AERIS 150WN-1P	AERIS 200WN-1P
CODE			AC100WN-1P	AC150WN-1P	AC200WN-1P
DIMENSIONS	mm		1000 x 227 x 310	1500 x 227 x 310	2000 x 227 x 310
VOLTAGE	V/Hz		230~50	230~50	230~50
MAXIMUM MOTOR POWER	W	HI	150	200	320
	W	MID	130	180	300
	W	LO	120	160	280
MAXIMUM AIR SPEED	m/s	HI	9	9	9
	m/s	MID	8	8	8
	m/s	LO	7	7	7
AIR VOLUME	m^3/h	HI	1500	2250	3250
	m^3/h	MID	1350	2000	2850
	m^3/h	LO	1150	1750	2550
NOSIE	dB		<57	<59	<61
NET WEIGHT	kg		18	28	34
CONNECTION DIAMETER	cal		3/4	3/4	3/4
MAXIMUM TEMPERATURE OF WATER	°C		90	90	90
STREAM OF WATER FLOW	l/h	HI	749	1150	1638
	l/h	MID	698	1062	1498
	l/h	LO	625	968	1386
HEATING POWER	kW	HI	17	26,1	37,1
	kW	MID	15,8	24,1	34
	kW	LO	14,2	21,9	31,4
INSULATION CLASS			E/ IP20	E/ IP20	E/ IP20
RATED CURRENT	A		0,65	0,95	1,39
MAXIMUM PRESSURE	MPa		1,8~2,0	1,8~2,0	1,8~2,0

FANS

AXIAL FAN WITH PROTECTIVE GRID

- Adjusted for wall mounting
- Blowing or sucking
- Used in ventilation, cooling and heating
- Suitable for commercial, industrial and home usage
- Single-phase sizes 250-630
- Three-phase sizes 710-800
- Protective net made of steel wire, metal blades

TECHNICAL DATA – BLOWING FAN

MODEL	CODE	EFFICIENCY m^3/h	POWER W	RATED CURRENT A	MOTOR SPEED rpm	INSULATION CLASS	WEIGHT kg	NOISE dB
FR-250-BG 230V	IAFR250BG-1701	1450	90	0,42	2400	B	2,5	60
FR-300-BG 230V	IAFR300BG-1702	1845	75	0,4	1400	B	3	60
FR-350-BG 230V	IAFR350BG-1703	2450	129	0,65	1400	B	5	64
FR-400-BG 230V	IAFR400BG-1704	3955	180	0,82	1380	B	6	67
FR-450-BG 230V	IAFR450BG-1705	5365	250	1,15	1350	B	8	69
FR-500-BG 230V	IAFR500BG-1706	7155	380	1,75	1320	B	9	71
FR-550-BG 230V	IAFR550BG-1707	8510	550	2,55	1300	B	11	72
FR-630-BG 230V	IAFR630BG-1708	11435	750	3,5	1360	B	15	75
FR-710-BG 400V	IAFR710BG-1709	Δ 14500 | Y 12015	Δ 900 | Y 650	Δ 1,9 | Y 1,55	Δ 900 | Y 730	F	30	Δ 73 | Y 72
FR-800-BG 400V	IAFR800BG-1710	Δ 19860 | Y 16590	Δ 1200 | Y 930	Δ 2,85 | Y 1,65	Δ 320 | Y 770	F	35	Δ 75 | Y 74

TECHNICAL DATA- SUCKING FAN

MODEL	CODE	EFFICIENCY m^3/h	POWER W	RATED CURRENT A	MOTOR SPEED epm	INSULATION CLASS	WEIGHT kg	NOISE dB
FR-250-SG 230V	IAFR250SG-1711	1450	90	0,42	2400	B	2,5	60
FR-300-SG 230V	IAFR300SG-1712	1845	75	0,4	1400	B	3	60
FR-350-SG 230V	IAFR350SG-1713	2450	129	0,65	1400	B	5	64
FR-400-SG 230V	IAFR400SG-1714	3955	180	0,82	1380	B	6	67
FR-450-SG 230V	IAFR450SG-1715	5365	250	1,15	1350	B	8	69
FR-500-SG 230V	IAFR500SG-1716	7155	380	1,75	1320	B	9	71
FR-550-SG 230V	IAFR550SG-1717	8510	550	2,55	1300	B	11	72
FR-630-SG 230V	IAFR630SG-1718	11435	750	3,5	1360	B	15	75
FR-710-SG 400V	IAFR710SG-1719	Δ 14500 | Y 12015	Δ 900 | Y 650	Δ 1,9 | Y 1,55	Δ 900 | Y 730	F	30	Δ 73 | Y 72
FR-800-SG 400V	IAFR800SG-1720	Δ 19860 | Y 16590	Δ 1200 | Y 930	Δ 2,85 | Y 1,65	Δ 320 | Y 770	F	35	Δ 75 | Y 74

AXIAL FAN IN SQUARE FRAME

- Adjusted for wall mounting
- Blowing or sucking
- Used in ventilation, cooling and heating
- Suitable for commercial, industrial and home usage
- Single-phase fans sizes 250-630
- Three-phase fans sizes 710-800
- Square, steel, powder painted casing, metal blades

MODEL	CODE	EFFICIENCY m³/h	POWER W	RATED CURRENT A	MOTOR SPEED rpm	INSULATION CLASS	WEIGHT kg	NOISE dB
FR-200-BS 230V	IAFR200BS-1721	715	55	0,25	2500	B	2	52
FR-250-BS 230V	IAFR250BS-1722	1450	90	0,42	2400	B	2,5	60
FR-300-BS 230V	IAFR300BS-1723	1845	75	0,4	1400	B	3	60
FR-350-BS 230V	IAFR350BS-1724	2450	129	0,65	1400	B	5	64
FR-400-BS 230V	IAFR400BS-1725	3955	180	0,82	1380	B	6	67
FR-450-BS 230V	IAFR450BS-1726	5365	250	1,15	1350	B	8	69
FR-500-BS 230V	IAFR500BS-1727	7155	380	1,75	1320	B	9	71
FR-550-BS 230V	IAFR550BS-1728	8510	550	2,55	1300	B	11	72
FR-630-BS 230V	IAFR630BS-1729	11435	750	3,5	1360	B	15	75
FR-710-BS 400V	IAFR710BS-1730	Δ 4500 | Y 12015	Δ 900 | Y 650	Δ 1,9 | Y 1,15	Δ 900 | Y 730	F	30	Δ 73 | Y 72
FR-800-BS 400V	IAFR800BS-1731	Δ 19860 | Y 16590	Δ 1200 | Y 930	Δ 2,85 | Y 1,65	Δ 920 | Y 770	F	35	Δ 75 | Y 74

DUCT FAN

- Adjusted for duct mounting
- Used in ventilation, cooling and heating
- Suitable for commercial, industrial and home usage
- Single-phase fans
- Steel casing

MODEL	CODE	EFFICIENCY m³/h	POWER W	RATED CURRENT A	MOTOR SPEED rpm	INSULATION CLASS	WEIGHT kg	NOISE dB
FR-100-DF 230V	IDFR100DF-1741	290	57	0,26	2300	F	3	47
FR-125-DF 230V	IDFR125DF-1742	405	55	0,26	2240	F	3	47
FR-150-DF 230V	IDFR150DF-1743	720	85	0,39	2460	F	3,5	52
FR-160-DF 230V	IDFR160DF-1744	755	85	0,39	2460	F	3,5	52
FR-200-DF 230V	IDFR200DF-1745	1000	141	0,65	2400	F	4	53
FR-250-DF 230V	IDFR250DF-1746	1105	144	0,66	2420	F	4	55
FR-315-DF 230V	IDFR315DF-1747	1875	220	0,96	2350	F	8	56

AXIAL DUCT FAN

- Adjusted for duct mounting
- Used in ventilation, cooling and heating
- Suitable for commercial, industrial and home usage
- Single-phase fans
- Steel casing, powder painted casing, metal blades

MODEL	CODE	EFFICIENCY m^3/h	POWER W	RATED CURRENT A	MOTOR SPEED rpm	INSULATION CLASS	WEIGHT kg	NOISE dB
FR-200-BC 230V	IAFR200BC-1732	715	55	0,25	2500	B	2	52
FR-250-BC 230V	IAFR250BC-1733	1450	90	0,42	2400	B	2,5	60
FR-300-BC 230V	IAFR300BC-1734	1845	75	0,4	1400	B	3	60
FR-350-BC 230V	IAFR350BC-1735	2450	129	0,65	1400	B	5	64
FR-400-BC 230V	IAFR400BC-1736	3955	180	0,82	1380	B	6	67
FR-450-BC 230V	IAFR450BC-1737	5365	250	1,15	1350	B	8	69
FR-500-BC 230V	IAFR500BC-1738	7155	380	1,75	1320	B	9	71
FR-550-BC 230V	IAFR550BC-1739	8510	550	2,55	1300	B	11	72
FR-630-BC 230V	IAFR630BC-1740	11435	750	3,5	1360	B	15	75

ACCESSORIES

Module relay RM-16A

Relay module RM-16A opens and closes the circuit to affect the work of other devices. It can be used to connect a receiver with higher power than the relay in the controller allows. Maximum rated current is 16A.

- Power supply: 230V AC
- Maximum rated current: 16A
- Input NO/COM
- Input SL Connection of a regulator with the voltage relay 230 V
- Dimension [mm] W-47 H-47 D-20

3-stage speed controller with thermostat

Controller is used to regulate devices equipped with 3-stage fans. It has 3-stage speed control and thermostat built in. In addition, the unit controls the operation of the actuators installed on the control valve. Works in both heating and cooling modes.

- Independent control switch system
- 3-stage fan adjustment
- HEAT/COOL switch
- ON/OFF switch
- Temperature range: 10°C~30 °C
- Control accuracy: <1 °C
- Dimensions: 130x85x40 mm
- Voltage: 230V/50~60Hz
- Rated current: 3A

Fan speed controller HC

Designed to change the single-phase fan's speed in industrial supply and heating systems.

- 5 control levels
- Power supply voltage: 230V AC/50-60Hz
- Rated current: 0,6A, 1,2A, 3A, 5A, 7A, 11A, 14A
- Degree of protection: IP 54

COOPERATION WITH EQUIPMENT

MODEL	HC 1,2 A	HC 3,0 A	HC 5,0 A	HC 7,0 A	HC 11,0 A	HC 14,0 A	RM-16A	HC3S
Code	FSHC-1520	FS3HX-1521	FS5HC-1607	FS7HC-1608	FS11HC-1609	FS14HC-1610	RM16A-1786	RTHC3S-1779
HC 20-3S	1	3	5	8	13	16	19	3
HC 30-3S	1	3	5	8	13	16	19	3
HC 35-3S	1	3	5	8	13	16	19	3
HC 45-3S	1	3	5	8	13	16	19	3
HC 50-3S	1	2	4	6	10	12	14	2
HC 70-3S	1	2	4	6	10	12	14	2
Farmer IP54-3S	1	2	4	6	10	12	14	2
Farmer IP65	0	1	2	3	5	6	7	1

Digital programmable thermostat HC

The programmable thermostat combines the function of a room thermostat and a temperature controller.
Its purpose is to maintain the comfort of the room in accordance with pre-programmed time and temperature settings.

- Number of temperature levels: 1
- Hysteresis: 0,50/1°C
- Power: 2 batteries AA
- Switching: 230 VAC/50Hz 3A
- Operating temperature range: 0-40°C
- Temperature control range: 5-30°C
- Accuracy of temperature: 0,2°C
- Number of programs: 9

Manual thermostat HC

Thermostat is a device that is designed to maintain a pre-set room temperature.

- Operating temperature: 0-40°C
- Temperature control range: 10-30°C
- Accuracy of temperature: 1°C
- Number of programs: 1
- Rated current: 3A

Two-way valve with actuator 3/4”

The two-way valve with actuator is used to automatically regulate the flow of the heating medium. Works with Reventon HC devices with3/4” connection diameters. The kit consists of a two-way valve and a double-open / open actuator.

- Power: 230V 50/60 Hz
- Total current: <25A
- Input: <0.015 (3.35VA)
- Auxiliary micro switch: 5A
- Maximum operating temperature: 60°C
- Degree of protection: IP40
- Closing time: 5-6 min
- Adjustment stroke: 3.6 mm



PRODUCTION



ON CLIENT'S SIDE

FREESTYLE
PARK
Firma Perfect-Rem

AMA
AIA GROUP OF CO
IVE

reventon
INDUSTRIAL SOLUTIONS